

Product information
ak5010 MBS



The breast diagnostic chair



Here you will find the technical data for the Diagnostic chair



Patient positioning and transport

Mobile examination chair

The ak5010 MBS breast diagnostic chair is a technically and ergonomically specially developed chair for the preparation, transport and treatment of patients during breast examinations. The battery-electric height adjustment is independent of the mains and allows full mobility in the clinic or practice.

The height adjustment of the seat from 68cm to 98cm, as well as the simple and individual adjustment options for the head and back segments, allow the area of intervention to be precisely represented. Standard lifting columns (up to 135kg body weight) or heavy-duty lifting columns (up to 250kg body weight) are available. The optionally available back support is used to safely position the patient in a lateral position. The electrical height adjustment is switched off via the generous on/off foot switch in order to avoid movements of the lifting column due to accidental activation of the foot switch during an intervention. Quality rollers and the AKRUS roller fixation system ensure pleasant mobility and a secure stand. With the help of the built-in foot step, patients can comfortably get in and out of the ak5010 MBS breast diagnostic chair.

The AKRUS cushions in manufactured quality ensure that the patient feels comfortable sitting and lying down. A large selection of colors allows the color to be adapted to the clinic or practice environment, and you can also choose between two upholstery variants.

The ak5010 MBS breast diagnostic chair is delivered fully assembled and the use of high-quality components allows many years of reliable use when used as intended. In the event of a service requirement, authorized medical technology dealers are available.



Fold out foot support



infinitely adjustable




Biopsy position



Shock position

Focus: Mammography / Biopsy / Stereotaxy

APPLICATIONS



- 1 Individually adjustable backrest segments
- 2 Individually adjustable arm supports
- 3 Height adjustable head rest



Easy ingress with back rest up right

- 1 Foot support folds away
- 2 Arm rests fold away



Safe and comfortable support in »park bench« position

Functions

ACCESSORIES



Back stabilizer



Backrest adjustment lever and sliding headrest



Adapter foot support

FUNCTIONS



Infinitely adjustable



Safety switch



Trendelenburg position is available in just seconds

Upholstery fabrics

Choose one of 16 colors from our standard range. Special colors on request.



Combra White /
207x605




Creme /
208x2380




Sand /
207x3261




Pearl /
032x4354



Lilac /
208x2392




Bluegrey /
208x1277



Corn flower /
207x729



Midnightblue /
032x4709



Yellow /
208x2795



Orange /
208x3107




Red /
207x2796




Oper /
218x1637




Mint /
208x2394



Turquoise /
208x749



Charcoal /
207x1049



Black /
electrically conductive
anti-static
217x3117

Distributor